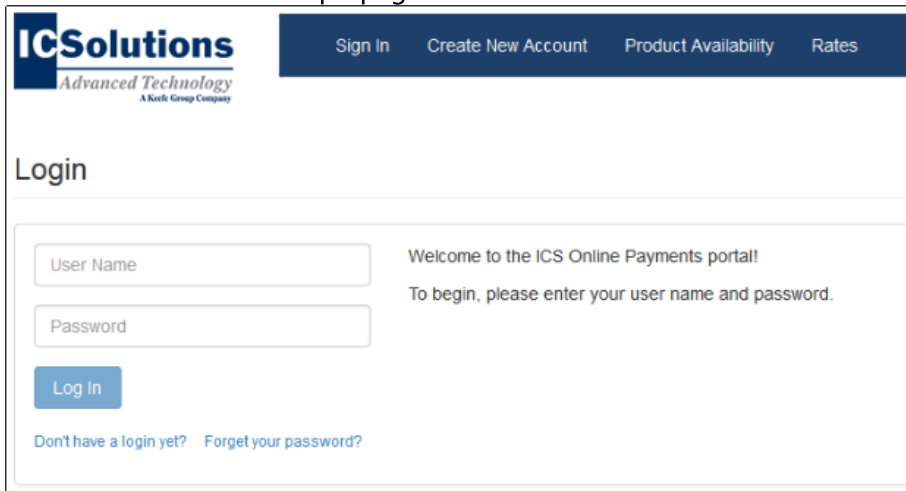


The Visitor™ Sistema de Visitas de Reclusos

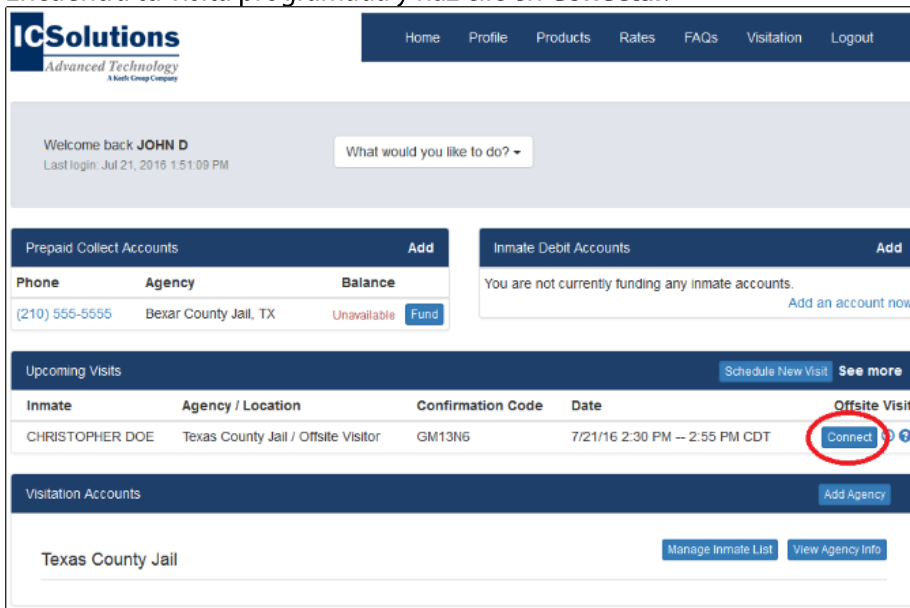
Visitas fuera de las instalaciones desde un PC o portátil con Windows®

CÓMO REALIZAR UNA VISITA

1. Desde el navegador de Internet de tu ordenador, accede a:
<https://icsonline.icsolutions.com/login>
2. Inicia sesión en tu cuenta prepagada de ICSolutions con tu nombre de usuario y contraseña.

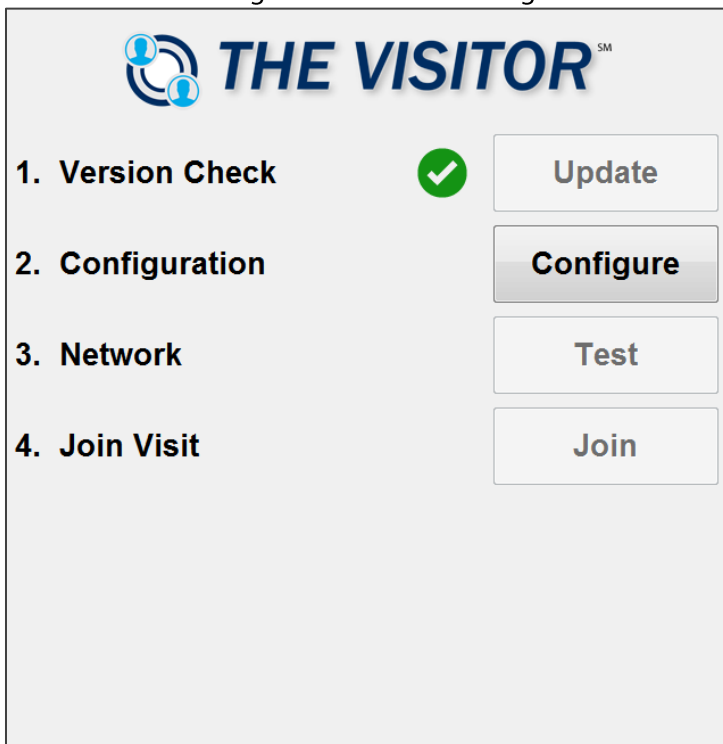


3. Encuentra tu visita programada y haz clic en Conectar.



Inmate	Agency / Location	Confirmation Code	Date	Offsite Visit
CHRISTOPHER DOE	Texas County Jail / Offsite Visitor	GM13N6	7/21/16 2:30 PM -- 2:55 PM CDT	Connect

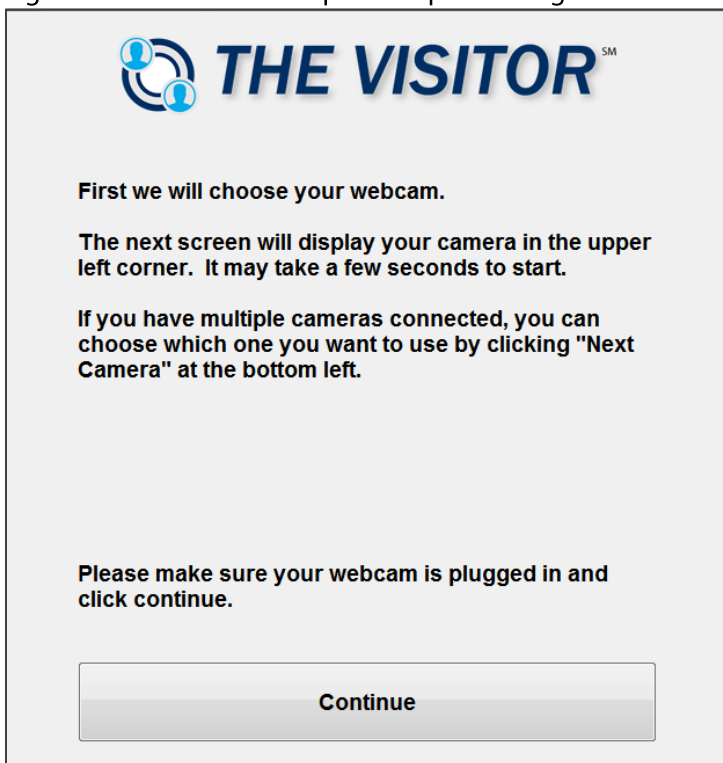
4. Debe mostrarse la siguiente ventana emergente. Haz clic en **Configurar**.



The screenshot shows a window titled "THE VISITOR" with a logo consisting of two stylized figures. Below the logo is a list of four steps, each with a corresponding button to its right:

- 1. Version Check (with a green checkmark icon) → Update
- 2. Configuration → **Configure**
- 3. Network → Test
- 4. Join Visit → Join

5. Sigue las instrucciones en pantalla para configurar tu cámara y micrófono.



The screenshot shows a window titled "THE VISITOR" with the same logo. Below the logo, the following text is displayed:

First we will choose your webcam.

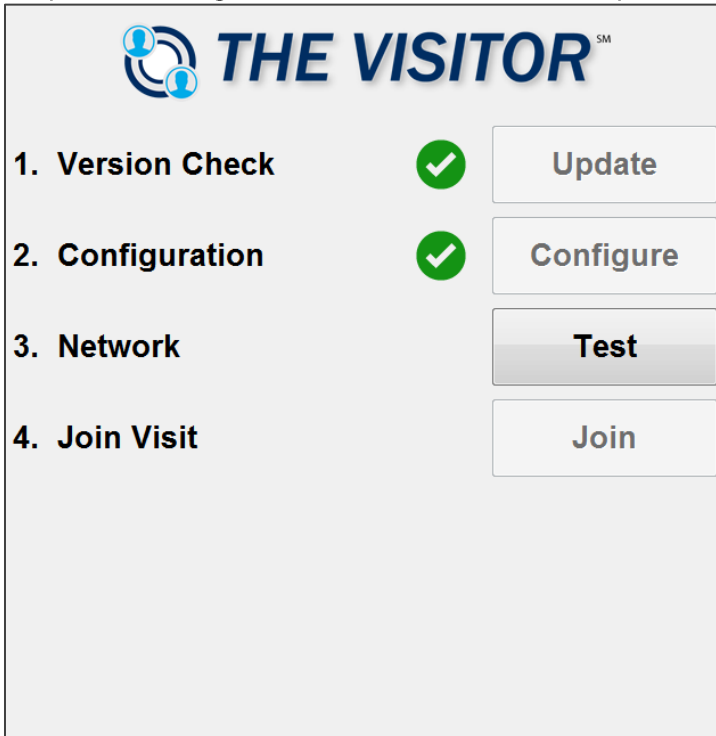
The next screen will display your camera in the upper left corner. It may take a few seconds to start.


If you have multiple cameras connected, you can choose which one you want to use by clicking "Next Camera" at the bottom left.



Please make sure your webcam is plugged in and click continue.

At the bottom of the window is a large button labeled "Continue".

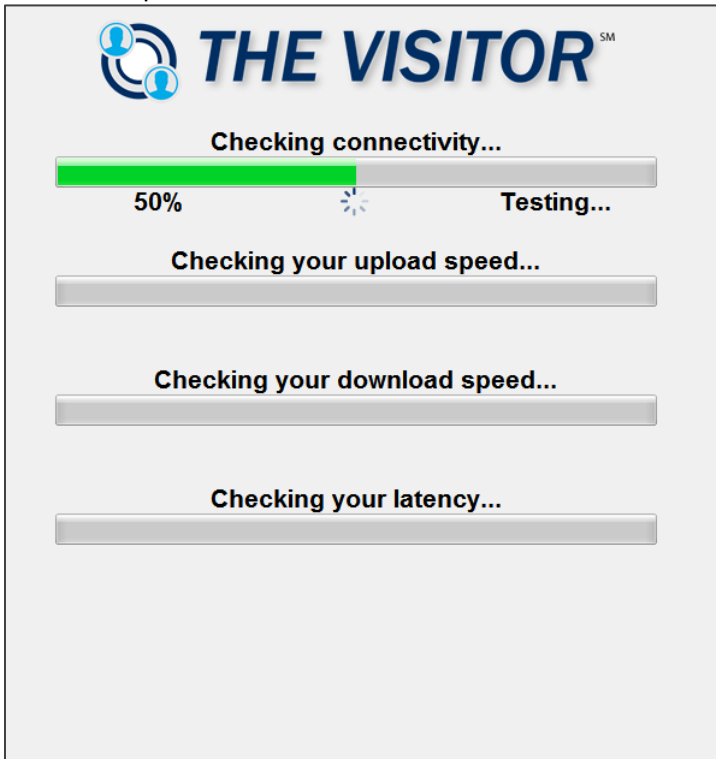
6. Después de configurar tu visita, haz clic en **Probar** para confirmar la calidad de tu red.




 **THE VISITOR**SM


1. Version Check		Update
2. Configuration		Configure
3. Network		Test
4. Join Visit		Join

7. El Visitante probará automáticamente tu conexión de red.



 **THE VISITOR**SM

Checking connectivity...


50%  Testing...

Checking your upload speed...

Checking your download speed...


Checking your latency...

8. Haz clic en **Unirte** para unirte a tu visita.

 **THE VISITOR**SM

1. Version Check	✓	Update
2. Configuration	✓	Configure
3. Network	✓	Test
4. Join Visit		Join

9. Se mostrarán las normas de visita. Lee y haz clic en **Aceptar** para comenzar tu visita.

 **THE VISITOR**SM

Trailer County Jail - Visitation Rules
Please read all of the rules completely prior to moving forward - Not knowing the rules will not be accepted as an excuse for not following them. Disobeying any rule may result in you being banned from visiting detainees or criminal charges being pursued when applicable.

- * All visits are subject to monitoring and recording, visits will last 25 minutes
- * Appropriate dress is required at all times. Skin tight / Form fitting clothes are not allowed. Any clothing or other items displaying gang-related symbols, themes or colors are prohibited. Any clothing containing vulgar or objectionable language or images are prohibited. All visitors must wear undergarments at all times. No hats are allowed. No see through clothing allowed. No tank tops are allowed. No skirts or dresses that are above the knee in length. Shorts must be worn at mid-thigh or below. Visitors must remain seated at all times during the visitation session. Small children, three (3) years old and younger, must remain on the visitors lap at all times. Any inappropriate activity will result in termination of your session.
- * Visitors involved in the following will not be allowed to visit, and may be placed on permanent visiting restrictions: Visitors that create a disturbance or disruption of the visiting process, Visitors under the influence of drugs or alcohol, Visitors that refuse to show sufficient identification, Visitors that act in an inappropriate manner during their visitation.
- * Staff can deny, change, or cancel a visit at any time at their discretion. If an emergency arises visits will be disconnected Each visitation session will show a timer to display elapsed time. After your visit has ended your connection will be terminated.

Accept